

# Courroies Trapézoïdales

Classiques et étroites  
Hautes performances

**GOODYEAR**  
*Engineered Products*


GOODYEAR TORQUE FLEX SPA 1957 MC  
GOODYEAR TORQUE FLEX SPA 1957 MC

**FOGEX** 215, rue Henri Barbusse - 95100 ARGENTEUIL




Tél. : 01 34 34 46 00  
Fax : 01 34 34 46 01  
Email : fogex@magic.fr  
[www.fogex.com](http://www.fogex.com)

## COURROIES TRAPEZOIDALES CLASSIQUES



Courroies enveloppées dont le coussin est constitué dans sa masse d'un mélange synthétique résistant aux craquelures. Un tissu enduit spécial, résistant à l'usure, enveloppe ces courroies et leur armature de câbles Vytacord à haute résistance. Toutes ces courroies sont appairées, résistantes aux huiles et conductrices de l'électricité statique (Norme BS 3790).


**SECTION A, B, C et D : COURROIES ENVELOPPEES AU-DELA D'UNE LONGUEUR DE 3000 mm**



### TORQUE-FLEX

Courroies à bords franchés et crans moulés à coussin en Wingprene chargé de fibres. Un pli de tissu synthétique spécial au sommet vient en complément à l'armature de câbles à haute tension Vytacord. Toutes ces courroies sont appairées, résistantes aux huiles et conductrices de l'électricité statique (Norme BS 3790).


**SECTIONS Z, A, B, C et D : CRANS MOULES JUSQU'A UNE LONGUEUR DE 3000 mm**



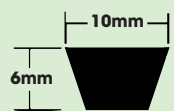
Jusqu'à la longueur primitive 3000 mm, courroies à flancs nus et crans moulés : structure exclusive Goodyear résistant à l'écrasement, éléments de traction en câblés Vytacord traités "3T", à haute capacité de charge.

## COURROIES TRAPEZOIDALES ETROITES

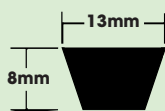
Au-delà de la longueur primitive 3000 mm, les courroies comportent une enveloppe résistante, des éléments de traction en câblés Vytacord "3T" à haute capacité de charge et une structure de composition spécialement étudiée pour la flexibilité ainsi qu'une résistance exceptionnelle aux craquelures.



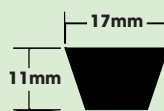
# DIMENSIONS STANDARDS DES COURROIES TRAPEZOIDALES CLASSIQUES DE STOCK



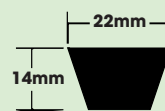
SECTION **Z** 40°



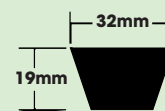
SECTION **13A** 40°



SECTION **17B** 40°



SECTION **22C** 40°



SECTION **32D** 40°

<b>Z</b>			
Longueur métrique	Code RMA	Longueur métrique	Code RMA
395MC	143/4	1160MC	45
405MC	15	1195MC	46
465MC	17 <sup>1/2</sup>	1205MC	46 <sup>1/2</sup>
475MC	18	1220MC	47
555MC	19	1225MC	47 <sup>1/4</sup>
510MC	19 <sup>1/4</sup>	1230MC	47 <sup>1/2</sup>
530MC	20	1245MC	48
545MC	20 <sup>1/2</sup>	1255MC	48 <sup>1/2</sup>
555MC	21	1270MC	49
560MC	21 <sup>1/4</sup>	1280MC	49 <sup>1/2</sup>
565MC	21 <sup>1/2</sup>	1295MC	50
585MC	22	1310MC	50 <sup>1/2</sup>
590MC	22 <sup>1/4</sup>	1320MC	51
595MC	22 <sup>1/2</sup>	1340MC	52
610MC	23	1370MC	53
625MC	23 <sup>3/4</sup>	1385MC	53 <sup>1/2</sup>
635MC	24	1410MC	54 <sup>1/2</sup>
650MC	24 <sup>3/4</sup>	1420MC	55
660MC	25	1450MC	56
670MC	25 <sup>1/2</sup>	1470MC	57
685MC	26	1485MC	57 <sup>1/2</sup>
700MC	26 <sup>1/4</sup>	1550MC	60
700MC	26 <sup>3/4</sup>	1570MC	61
710MC	27	1600MC	62
735MC	28	1620MC	63
740MC	28 <sup>1/4</sup>	1650MC	64
750MC	28 <sup>3/4</sup>	1670MC	65
760MC	29	1700MC	66
765MC	29 <sup>1/4</sup>	1720MC	67
775MC	29 <sup>1/2</sup>	1750MC	68
780MC	30		
800MC	30 <sup>1/2</sup>		
810MC	31		
825MC	31 <sup>1/2</sup>		
830MC	31 <sup>3/4</sup>		
835MC	32		
840MC	32 <sup>1/4</sup>		
855MC	32 <sup>3/4</sup>		
865MC	33		
875MC	33 <sup>1/2</sup>		
895MC	34		
900MC	34 <sup>1/2</sup>		
905MC	34 <sup>3/4</sup>		
915MC	35		
920MC	35 <sup>1/4</sup>		
930MC	35 <sup>3/4</sup>		
945MC	36		
950MC	36 <sup>1/2</sup>		
960MC	36 <sup>3/4</sup>		
965MC	37		
970MC	37 <sup>1/4</sup>		
975MC	37 <sup>1/2</sup>		
985MC	37 <sup>3/4</sup>		
990MC	38		
1000MC	38 <sup>1/2</sup>		
1010MC	39		
1025MC	39 <sup>1/2</sup>		
1040MC	40		
1050MC	40 <sup>1/2</sup>		
1060MC	41		
1075MC	41 <sup>1/2</sup>		
1080MC	41 <sup>3/4</sup>		
1085MC	42		
1100MC	42 <sup>1/2</sup>		
1110MC	43		
1125MC	43 <sup>1/2</sup>		
1135MC	44		
1150MC	44 <sup>1/2</sup>		

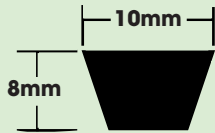
<b>13A</b>			
Longueur métrique	Code RMA	Longueur métrique	Code RMA
440MC	A16	1660MC	A64
465MC	A17	1690MC	A65
490MC	A18	1710MC	A66
510MC	A19	1740MC	A67
540MC	A20	1750MC	A67 <sup>1/2</sup>
545MC	A20 <sup>1/4</sup>	1760MC	A68
570MC	A21	1780MC	A69
590MC	A22	1810MC	A70
605MC	A22 <sup>1/2</sup>	1840MC	A71
620MC	A23	1860MC	A72
630MC	A23 <sup>1/2</sup>	1890MC	A73
640MC	A24	1920MC	A74
660MC	A25	1940MC	A75
680MC	A25 <sup>1/2</sup>	1960MC	A76
690MC	A26	1990MC	A77
700MC	A26 <sup>1/2</sup>	2010MC	A78
720MC	A27	2050MC	A79
730MC	A27 <sup>1/2</sup>	2070MC	A80
740MC	A28	2090MC	A81
760MC	A29	2120MC	A82
780MC	A29 <sup>1/2</sup>	2140MC	A83
790MC	A30	2170MC	A84
800MC	A30 <sup>1/4</sup>	2200MC	A85
810MC	A30 <sup>3/4</sup>	2220MC	A86
820MC	A31	2240MC	A87
840MC	A32	2270MC	A88
850MC	A32 <sup>1/2</sup>	2300MC	A89
870MC	A33	2320MC	A90
880MC	A33 <sup>1/2</sup>	2340MC	A91
890MC	A34	2370MC	A92
920MC	A35	2400MC	A93
930MC	A35 <sup>1/2</sup>	2420MC	A94
940MC	A36	2450MC	A95
950MC	A36 <sup>1/4</sup>	2480MC	A96
960MC	A36 <sup>1/2</sup>	2500MC	A97
970MC	A37	2520MC	A98
990MC	A38	2550MC	A99
1005MC	A38 <sup>1/2</sup>	2570MC	A100
1020MC	A39	2600MC	A101
1050MC	A40	2630MC	A102
1060MC	A40 <sup>1/2</sup>	2650MC	A103
1070MC	A41	2680MC	A104
1080MC	A41 <sup>1/2</sup>	2700MC	A105
1090MC	A42	2750MC	A107
1100MC	A42 <sup>1/2</sup>	2780MC	A108
1130MC	A43	2830MC	A110
1150MC	A44	2880MC	A112
1175MC	A45	2910MC	A113
1180MC	A45 <sup>1/4</sup>	2930MC	A114
1200MC	A46	2980MC	A116
1210MC	A46 <sup>1/2</sup>	3030MC	A118
1230MC	A47	3080	A120
1250MC	A48	3190	A124
1280MC	A49	3290	A128
1300MC	A50	3330	A130
1330MC	A51	3490	A136
1360MC	A52	3590	A140
1380MC	A53	3690	A144
1410MC	A54	3790	A148
1430MC	A55	3850	A150
1460MC	A56	3940	A155
1480MC	A57	4040	A158
1510MC	A58	4140	A162
1530MC	A59	4430	A173
1550MC	A60		
1580MC	A61		
1610MC	A62		
1640MC	A63 <sup>1/2</sup>		

<b>17B</b>			
Longueur métrique	Code RMA	Longueur métrique	Code RMA
625MC	B23	2330MC	B90
655MC	B24	2350MC	B91
670MC	B25	2380MC	B92
710MC	B26 <sup>1/2</sup>	2400MC	B93
725MC	B27	2430MC	B94
750MC	B28	2450MC	B95
790MC	B29 <sup>1/2</sup>	2480MC	B96
800MC	B30	2500MC	B97
830MC	B31	2530MC	B98
850MC	B32	2560MC	B99
860MC	B32 <sup>1/4</sup>	2580MC	B100
865MC	B32 <sup>1/2</sup>	2610MC	B101
880MC	B33	2630MC	B102
900MC	B33 <sup>3/4</sup>	2660MC	B103
910MC	B34	2680MC	B104
930MC	B35	2700MC	B105
940MC	B35 <sup>1/2</sup>	2730MC	B106
950MC	B35 <sup>3/4</sup>	2760MC	B107
960MC	B36	2790MC	B108
970MC	B36 <sup>1/2</sup>	2840MC	B110
980MC	B37	2865MC	B111
1000MC	B38	2870MC	B111 <sup>1/2</sup>
1030MC	B39	2890MC	B112
1040MC	B39 <sup>1/4</sup>	2910MC	B113
1060MC	B40	2940MC	B114
1080MC	B41	2960MC	B115
1100MC	B42	2990MC	B116
1130MC	B43	3040MC	B118
1160MC	B44	3090	B120
1180MC	B45	3140	B122
1210MC	B46	3200	B124
1220MC	B46 <sup>1/2</sup>	3240	B126
1240MC	B47	3290	B128
1260MC	B48	3350	B130
1290MC	B49	3400	B132
1310MC	B50	3425	B133
1340MC	B51	3450	B134
1360MC	B52	3500	B136
1370MC	B52 <sup>1/2</sup>	3550	B138
1390MC	B53	3600	B140
1410MC	B54	3650	B142
1440MC	B55	3700	B144
1460MC	B56	3750	B146
1490MC	B57	3800	B148
1510MC	B58	3850	B150
1540MC	B59	3900	B152
1560MC	B60	3950	B154
1590MC	B61	4000	B156
1610MC	B62	4060	B158
1640MC	B63	4110	B160
1650MC	B63 <sup>1/2</sup>	4160	B162
1670MC	B64	4210	B164
1690MC	B65	4360	B170
1720MC	B66	4430	B173
1740MC	B67	4490	B175
1760MC	B68	4610	B180
1790MC	B69	4740	B185
1800MC	B69 <sup>1/2</sup>	4820	B188
1820MC	B70	5000	B195
1850MC	B71	5050	B197
1870MC	B72	5220	B204
1900MC	B73	5370	B210
1920MC	B74	5640	B220
1950MC	B75	5760	B225
1970MC	B76	6070	B237
2000MC	B77	6390	B250
2020MC	B78	6540	B256
2050MC	B79	6900	B270
2070MC	B80	7030	B275
2100MC	B81	7050	B276
2130MC	B82	7280	B285
2150MC	B83	8040	B315
2180MC	B84	8420	B330
2200MC	B85		
2230MC	B86		
2250MC	B87		
2280MC	B88		
2300MC	B89		

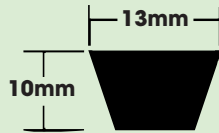
<b>22C</b>			
Longueur métrique	Code RMA	Longueur métrique	Code RMA
1110MC	C41 <sup>1/2</sup>	3000MC	C115 <sup>1/2</sup>
1120MC	C42	3010MC	C116
1150MC	C43	3050MC	C118
1210MC	C45	3080	C119
1260MC	C47	3100	C120
1275MC	C48	3210	C124
1300MC	C49	3260	C126
1330MC	C50	3300	C128
1350MC	C50 <sup>3/4</sup>	3360	C130
1355MC	C51	3460	C134
1380MC	C52	3520	C136
1410MC	C53	3620	C138
1430MC	C54	3610	C140
1450MC	C55	3710	C144
1480MC	C56	3820	C148
1510MC	C57	3870	C150
1530MC	C58	3920	C152
1560MC	C59	3970	C154
1580MC	C60	4020	C156
1610MC	C61	4060	C158
1630MC	C62	4120	C160
1650MC	C63	4170	C162
1700MC	C65	4270	C166
1730MC	C66	4450	C173
1760MC	C67	4600	C179
1780MC	C68	4630	C180
1810MC	C69	4880	C190
1830MC	C70	5010	C195
1860MC	C71	5240	C204
1880MC	C72	5380	C210
1910MC	C73	5640	C220
1950MC	C74 <sup>1/2</sup>	5770	C225
1990MC	C76	6100	C238
2010MC	C76 <sup>1/2</sup>	6150	C240
2015MC	C77	6360	C248
2040MC	C78	6530	C255
2060MC	C79	6860	C268
2090MC	C80	6910	C270
2110MC	C81	7170	C276
2140MC	C82	7070	C280
2170MC	C83	7600	C297
2190MC	C84	8080	C316
2200MC	C84 <sup>1/2</sup>	9100	C356
2240MC	C86	9150	C358
2270MC	C87	9200	C360
2300MC	C88	9450	C370
2320MC	C89	9960	C390
2340MC	C90	10670	C418
2400MC	C92		
2420MC	C93		
2450MC	C94		
2470MC	C95		
2490MC	C96		
2520MC	C97		
2540MC	C98		
2570MC	C99		
2600MC	C100		
2620MC	C101		
2650MC	C102		
2670MC	C103		
2700MC	C104		
2720MC	C105		
2750MC	C106		
2800MC	C108		
2850MC	C110		
2880MC	C111		
2900MC	C112		
2950MC	C114		

<b>32D</b>	
Longueur métrique	Code RMA
2720MC	D104
2740MC	D105
2870MC	D110

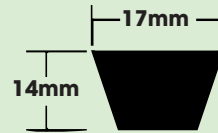
# DIMENSIONS STANDARDS DES COURROIES TRAPEZOIDALES ETROITES DE STOCK



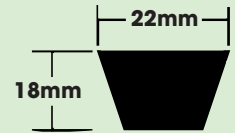
SECTION **SPZ** 40°



SECTION **SPA** 40°



SECTION **SPB** 40°



SECTION **SPC** 40°

SPZ		SPA		SPB		SPC
512MC	1262MC	732MC	1650MC	1250MC	4060	1700MC
560MC	1270MC	750MC	1700MC	1260MC	4120	2000MC
562MC	1287MC	757MC	1732MC	1270MC	4250	2120MC
587MC	1312MC	782MC	1750MC	1280MC	4310	2240MC
600MC	1320MC	800MC	1800MC	1320MC	4370	2360MC
612MC	1337MC	807MC	1832MC	1340MC	4500	2500MC
615MC	1340MC	832MC	1850MC	1400MC	4560	2650MC
630MC	1362MC	850MC	1900MC	1410MC	4620	2800MC
646MC	1387MC	857MC	1957MC	1450MC	4680	3000MC
662MC	1400MC	882MC	1982MC	1465MC	4750	3150
670MC	1412MC	900MC	2000MC	1500MC	4820	3350
687MC	1415MC	907MC	2032MC	1510MC	5000	3550
700MC	1420MC	925MC	2057MC	1525MC	5070	3750
710MC	1437MC	932MC	2120MC	1590MC	5300	4000
722MC	1462MC	940MC	2160MC	1600MC	5380	4250
737MC	1470MC	950MC	2182MC	1690MC	5500	4500
750MC	1487MC	957MC	2240MC	1700MC	5600	4750
762MC	1490MC	969MC	2282MC	1720MC	5680	5000
772MC	1500MC	982MC	2300MC	1750MC	6000	5300
787MC	1512MC	1000MC	2360MC	1800MC	6300	5600
800MC	1520MC	1007MC	2432MC	1850MC	6700	6000
812MC	1537MC	1032MC	2482MC	1900MC	7100	6300
825MC	1560MC	1055MC	2500MC	1950MC	8000	6700
837MC	1562MC	1060MC	2532MC	2000MC	9000	7100
850MC	1587MC	1082MC	2582MC	2020MC		7500
862MC	1600MC	1107MC	2607MC	2060MC		8000
875MC	1612MC	1120MC	2632MC	2120MC		8500
887MC	1637MC	1132MC	2650MC	2150MC		9000
900MC	1650MC	1150MC	2682MC	2180MC		9500
912MC	1700MC	1180MC	2732MC	2240MC		10000
925MC	1750MC	1190MC	2782MC	2280MC		10600
937MC	1800MC	1200MC	2800MC	2300MC		11200
950MC	1850MC	1207MC	2832MC	2360MC		11800
957MC	1900MC	1232MC	2882MC	2410MC		12500
962MC	1950MC	1250MC	2932MC	2430MC		
987MC	1987MC	1257MC	3000MC	2500MC		
1000MC	2000MC	1272MC		2530MC		
1010MC	2037MC	1282MC	3150	2580MC		
1012MC	2060MC	1300MC	3182	2650MC		
1024MC	2120MC	1307MC	3282	2680MC		
1037MC	2160MC	1320MC	3350	2700MC		
1047MC	2240MC	1332MC	3382	2800MC		
1060MC	2287MC	1357MC	3482	2840MC		
1077MC	2360MC	1367MC	3550	2900MC		
1080MC	2410MC	1372MC	3650	2900MC		
1087MC	2500MC	1382MC	3750	2990MC		
1112MC	2540MC	1400MC	3870	3000MC		
1120MC	2580MC	1415MC	4000		3070	
1137MC	2650MC	1420MC	4250		3150	
1140MC	2690MC	1432MC	4500		3170	
1150MC	2800MC	1450MC			3250	
1162MC	2840MC	1457MC			3350	
1180MC	2900MC	1490MC			3450	
1187MC	3000MC	1500MC			3550	
1200MC	3150	1532MC			3650	
1202MC	3170	1550MC			3675	
1212MC	3350	1557MC			3750	
1237MC	3550	1582MC			3800	
1250MC		1600MC			3870	
		1632MC			4000	

Les dimensions ci-dessus correspondent à la longueur primitive nominale exprimée en millimètres. Ce sont les dimensions tenues en stock. De nombreuses dimensions supplémentaires peuvent être fournies sur demande.

Votre distributeur Goodyear peut vous renseigner sur les délais et quantités de commande.